

Excel 100C CONTROLLER

HONEYWELL EXCEL 5000 OPEN SYSTEM

SPECIFICATION DATA



FEATURES

- **Stand-alone or integrated networked operation via C-Bus**
- **Integrated communication interfaces:**
Remote via Modem / ISDN
- **Freely programmable applications**
- **36 inputs / outputs:**
12 universal inputs
12 universal outputs
12 digital inputs
- **Multiple operator interface options**
- **Program for wiring test included**
- **LED indicators**
- **RAM back-up via gold capacitor (no battery needed)**
- **Flash EPROM for application and firmware download**

GENERAL

The Excel 100C Controller is a direct-digital control, microprocessor-based, programmable controller for managing building functions.

The Excel 100C monitors and commands HVAC equipment controls for buildings (industrial, retail, hotel, school, health care buildings, etc.). It can operate as a stand-alone unit or as an integral part of a higher-order system.

The Excel 100C easily accommodates expansion via a sophisticated peer-to-peer Communication Bus (C-Bus). Up to 30 devices — such as Excel Building Supervisors (XBS), other controllers, interfaces to 3rd part systems etc. — can be connected to the C-Bus. Long-distance communication to a remote XBS is supported via modem or ISDN.

The Excel 100C is easily handled using the XI582 Operator Terminal (supports bus-wide access) or the PC-based XL-Online tool for easy start-up of the controller (e.g. downloading applications, implementing on-site adjustments, etc.). A PC-based Excel Building Supervisor workstation provides a graphic operator interface for managing a network of controllers.

Control applications are generated using CARE, a PC-based graphic tool which simplifies the engineering process. Once the control applications have been engineered, they can be simulated and adjusted in CARE, which also assists in the startup and troubleshooting of the application programs.

DESCRIPTION

Excel 100C supports twelve universal inputs, twelve universal outputs, and twelve digital inputs. This enables the Excel 100C to handle a wide variety of small to medium-sized applications.

The capabilities of the Excel 100C can be enhanced with additional controllers connected to the same C-Bus.

The controllers on the C-Bus are able to exchange and share data.

Remote service and maintenance is supported via an integrated interface for modem or ISDN communication.

Download of firmware and applications into the flash memory of the Excel 100C is possible from the PC-based XL-Online tool as well as from the building manager XBS. This functionality is used to upgrade the firmware or the applications.

The memory and the real-time clock are backed up by a gold capacitor. This prevents problems related to the disposal of dead batteries, environmental problems, etc.

SPECIFICATIONS

Housing Material:

Plastic

Dimensions: (H x W x D)

9-1/4 x 7-1/2 x 2-7/8 in.
(235 x 192 x 72 mm)

Weight:

2.6 lbs, 1.2 kg per controller.

Mounting Options:

Cabinet mounted on DIN-rail, or wall.

I/O Terminal Options:

Wiring sub-base with screw terminals.

Protection Class:

IP30 (with cover mounted).

Environmental Limits:

Temperature:

Operating: 0...+50 °C (vertically mounted)

Storage: -20...+60 °C

Humidity (operating or storage):

5...90% rh non-condensing

Supply voltage:

24 Vac ± 20%, 50...60 Hz

24 Vdc +20%, -10%

Wiring sub-base with screw terminals.

Power Consumption:

Max. 25 VA

Memory / real time clock back up:

72 hours via gold capacitor.

Approvals:

UL864 (XL100CUUKL)

UL916 (XL100CU)

I/O Point Characteristics:

type	characteristics
12 universal inputs	Sensor: NTC 20 kΩ at 25 °C PT1000 Ω at 0 °C -58...302 °F (-50...+150 °C) Voltage: 0...10 V (software controlled switches for low / high impedance) Current: 0 (4) to 20 mA (by using external 500 Ω resistor) Resolution: 12 Bit
12 digital inputs	For dry contacts or input signals up to 24 Vac/dc. By using as totalizer or counter inputs digital inputs 1 and 2 (pin 13, 14) max. frequency: 15 Hz min. pulse duration: 20 ms min. pulse break: 33 ms max. chatter time: 5 ms digital inputs 3 to 12 (pin 15-18; 49-54) max. frequency: 0.4 Hz min. pulse duration: 1.25 s min. pulse break: 1.25 s max. chatter time: 50 ms
12 universal outputs	universal outputs (Analog or Digital): 0...10 Vdc, 20 mA max. (max. load 500 Ω)

All inputs and outputs protected against over-voltage up to 24 Vac.

Digital Output (Relays):

MCE 3: Two spdt (changeover contact) relays (K1, K2), one spst (normally-open contact) relay (K3). K1, K2, and K3 rated max. 240 V, 2 A.

MCD 3: Two (normally-open contact) relays (K1, K2) for floating control and one spdt (changeover contact) relay (K3). K1 and K2 rated 240 V, 0.2 A and K3 rated max. 240 V, 2 A.

Alarm Relay: (Optional). Audible signal transmitter for controllers watchdog timer. Optional silence switch with controller return-to-normal audible alarm available.

Logic Levels:

Logic 1 from 5 V or higher with a hysteresis of 2.5 V, digital signal must fall below 2.5 V for Logic 0.

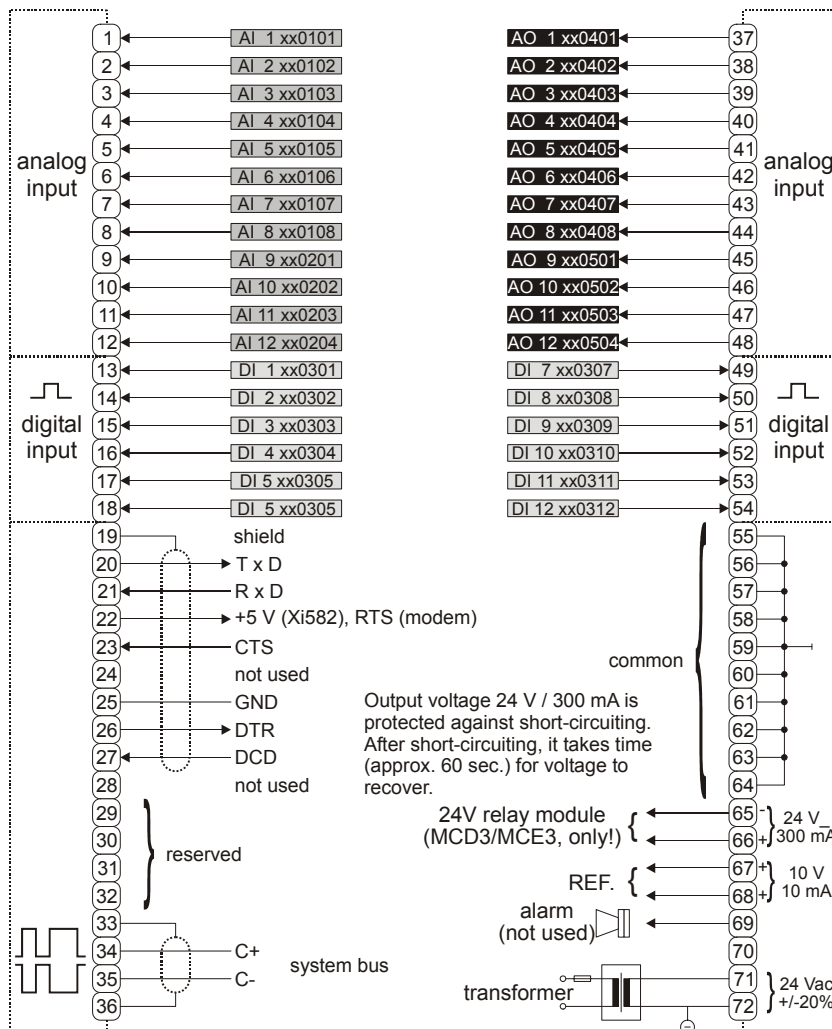
Man-Machine-Interface XI582 (Optional)



XI582 Operator Interface

Buswide MMI functionality.

Assignment Overview for Excel 100C



NOTE: Terminals 65 and 66 provide a pulsed 24 Vdc output, and can be used only to connect relay modules MCD3/MCE3. Do not connect relays to these terminals!

Keypad:

8 function keys.

Display:

Backlit LCD, 6 lines, 34 characters per line, adjustable contrast.

Bus and Port Connections

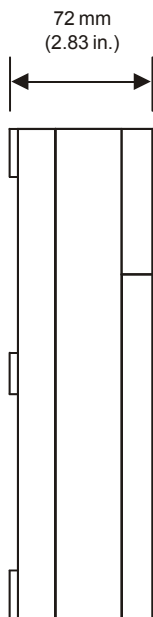
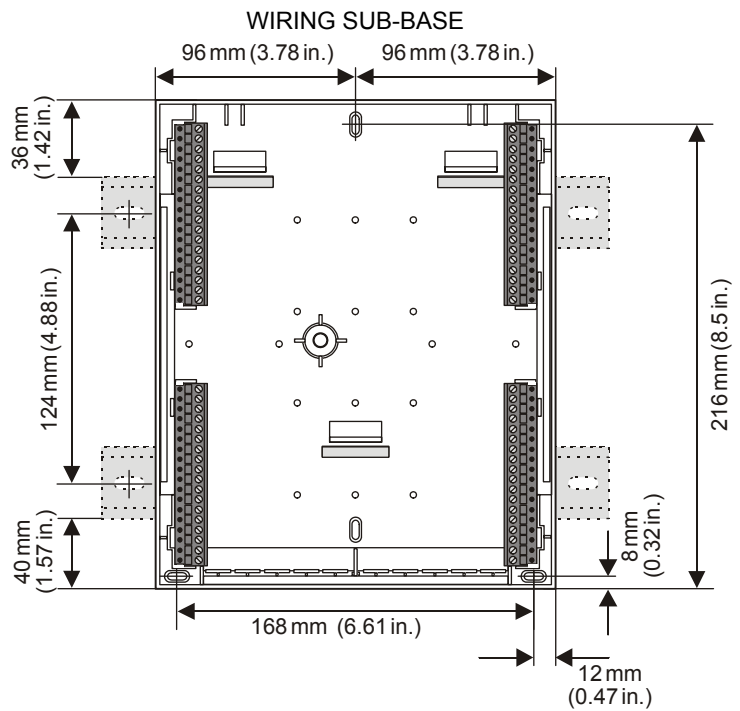
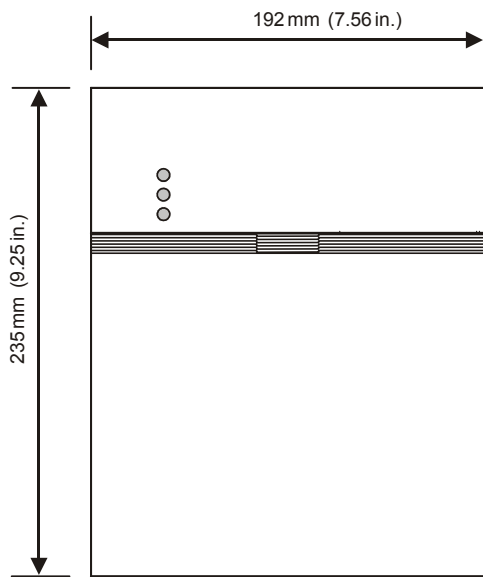
C-Bus:

Up to 76.8 Kbps, switch provided for selectable termination.

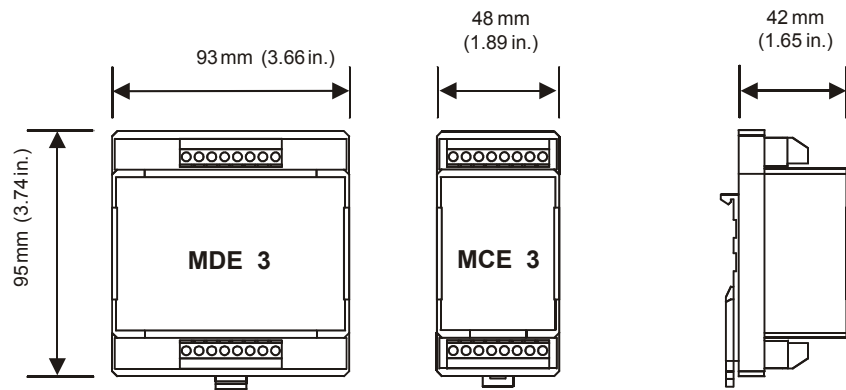
Controller Serial Port:

9-pin Sub-D connector, RS 232 for external MMI XI582 and XL-Online PC MMI, or modem / ISDN terminal adapter.

DIMENSIONS



MCD 3 - MCE 3



Dimers_1

Honeywell

Manufactured for and on behalf of the Environmental and Combustion Controls Division of Honeywell Technologies Sàrl, Ecublens, Route du Bois 37, Switzerland by its Authorized Representative:

Automation and Control Solutions

Honeywell GmbH
 Böblinger Straße 17
 D-71101 Schönaich
 Phone: (49) 7031 63701
 Fax: (49) 7031 637493
<http://ecc.emea.honeywell.com>

Subject to change without notice. Printed in Germany

EN1R-0143GE51 R0308